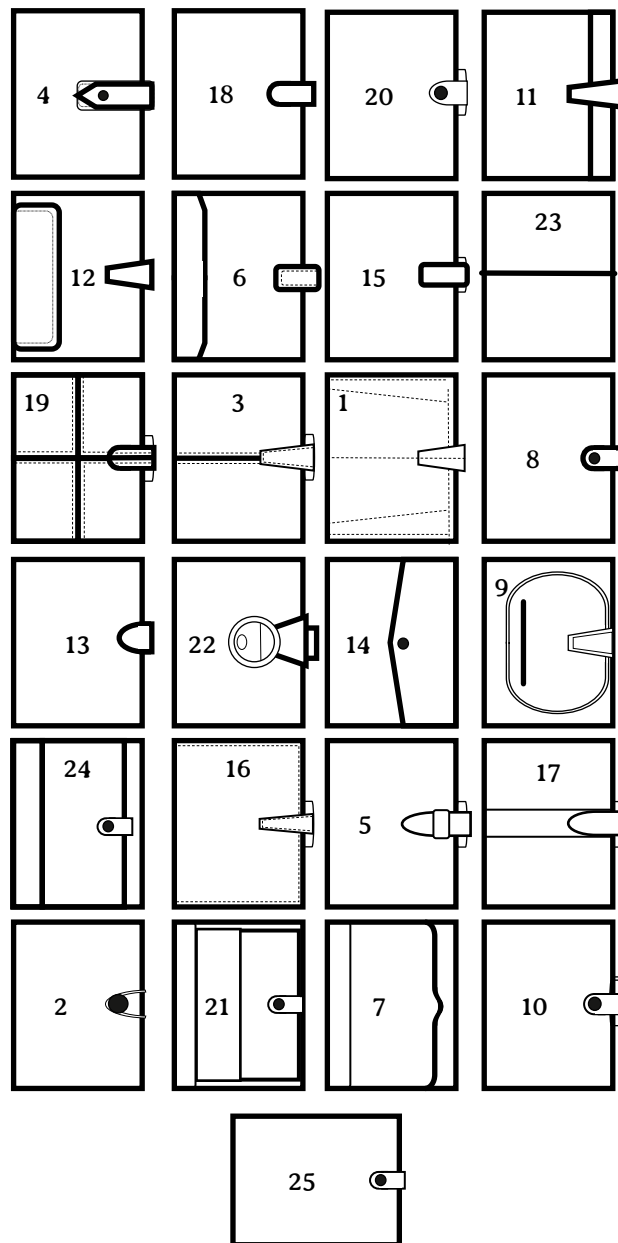



### Instructions

1. Print pages 1 & 2 double sided onto thin card (or separately onto two sheets of paper and stick them back to back).
2. Trim the excess paper, then cut around 3 sides of each of the doors carefully with a craft knife.
3. Print page 3 onto sticker paper, cut out the individual stickers and glue the backing paper onto the corresponding pictures.
4. Fold the calendar in the middle with the doors & tree on the outside.
5. Carefully glue the two pieces together (careful not to stick the doors shut!) then wait for it to dry before punching and placing in your Filofax. Enjoy! :)




























*Merry Christmas!*



### Instructions

1. Glue the stickers onto these pictures so you get a new sticker each day! Use them to decorate your advent tree or your planner.
2. Check off the boxes on the back of the doors as you complete each task so you know you're on track for Christmas day.

4 	18 	20 	11 	11. Top up the tinsel & baubles <input type="checkbox"/>	20. Pre Christmas clean up <input type="checkbox"/>	18. Remember batteries <input type="checkbox"/>	4. Write the cards <input type="checkbox"/>
12 		15 	23 	23. Prep the food <input type="checkbox"/>	15. Stock the pantry cupboards <input type="checkbox"/>	6. Gather the recipes <input type="checkbox"/>	12. Decorate! <input type="checkbox"/>
19 	3 	1 	8 	8. Get the Christmas Pudding <input type="checkbox"/>	1. Order the turkey <input type="checkbox"/>	3. List all the presents <input type="checkbox"/>	19. Last posting date 2nd class UK <input type="checkbox"/>
13 		14 	9 	9. Buy the crackers <input type="checkbox"/>	14. Send overseas mail <input type="checkbox"/>	22. Buy fresh vegetables <input type="checkbox"/>	13. Pack overseas mail <input type="checkbox"/>
24 	16 	5 		17. Wrap the presents <input type="checkbox"/>	5. Send the cards <input type="checkbox"/>	16. Got the drinks? <input type="checkbox"/>	24. Sit back and relax! <input type="checkbox"/>
2 	21 	7 	10 	10. Sort out the tree <input type="checkbox"/>	7. Finish shopping online <input type="checkbox"/>	21. Last posting date 1st class UK <input type="checkbox"/>	2. Buy gift wrap & cards <input type="checkbox"/>
				25. Enjoy day <input type="checkbox"/>			

